



i-Campus Dashboard



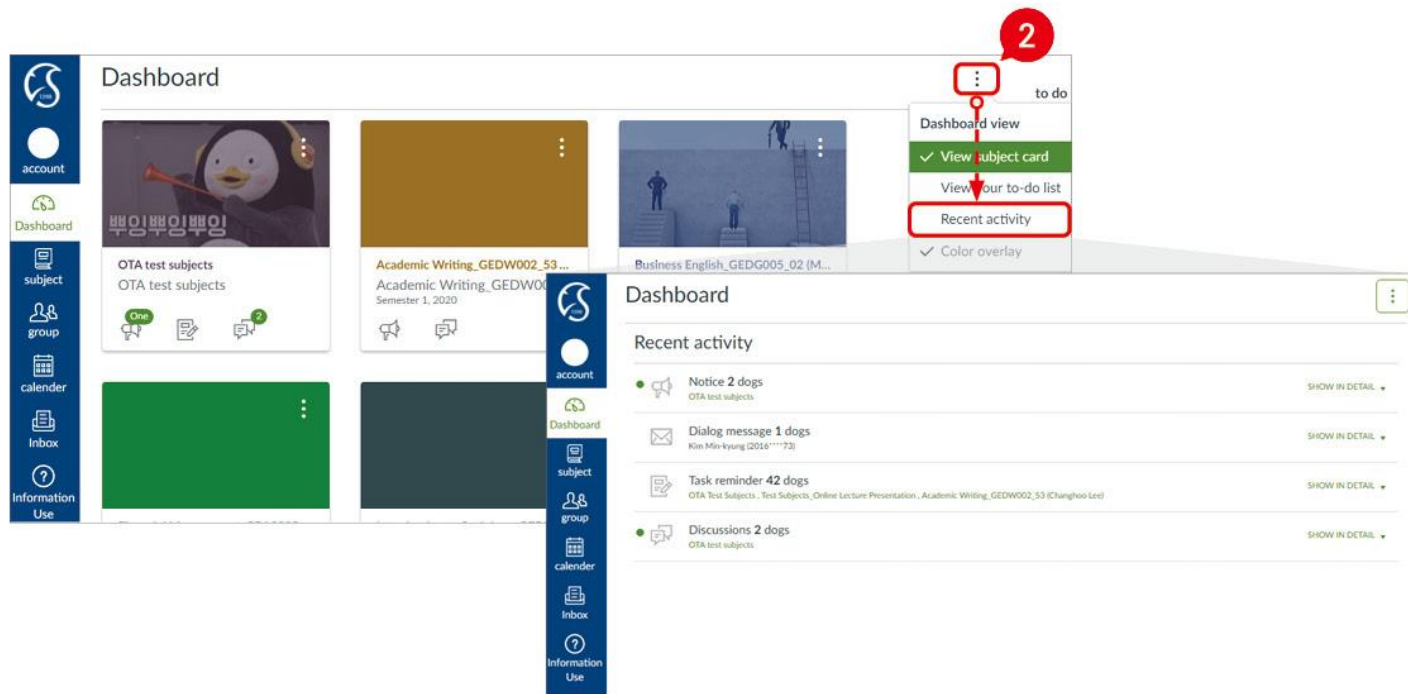
Dashboard Home Screen

The screenshot displays the 'Dashboard' home screen. On the left is a vertical sidebar menu with icons and labels: 'account' (person icon), 'Dashboard' (clock icon), 'subject' (book icon), 'group' (people icon), 'calendar' (calendar icon), 'Inbox' (envelope icon), and 'Information Use' (question mark icon). The main area is titled 'Dashboard' and contains a grid of course cards. The top row shows three cards: 'OTA test subjects' (with a penguin illustration), 'Academic Writing_GEDW002_53...' (solid brown), and 'Business English_GEDG005_02 (M...' (with a person climbing a ladder). The bottom row shows three solid-colored cards: green, dark grey, and pink. Each card has a title, a semester/year, and icons for announcements, messages, and documents. A red circle with the number '1' points to a dropdown menu in the top right corner of the dashboard area. The menu options are: 'Dashboard view', 'View subject card' (highlighted with a green border and a checkmark), 'View your to-do list', 'Recent activity', and 'Color overlay' (checked). To the right of the menu is a 'to do' label. Below the cards, there are three green 'One' status indicators and a '5 More...' link.

When logging into personal account, dashboard with all courses will appear.
Once course card is selected, it will move to that particular course.

① Course Card (Dashboard View): Courses will be displayed in the form of cards

Dashboard Home Screen




When logging into personal account, dashboard with all courses will appear.
Once course card is selected, it will move to that particular course.

② Recent Activity: Can collect the latest posts or notifications for each course

To-do List

- ✓ Shows all the tasks to be done in all courses
- ✓ For an instructor, things to grade etc can be checked



account

Dashboard

subject





calendar

Inbox




Information Use


Dashboard




Moon Yoonji
Moon Yoonji




Test Subject_Online Lecture Prese...
Test Subject_Online Lecture P...






부임부임부임
OTA test subjects
OTA test subjects




Basics of Civil Law_GLD2004_01(J...
Basics of Civil Law_GLD2004_...
2020 2nd semester




유통관리론
Distribution Management Theory...
2020 2nd semester



Organization Design_BUS3009_0...
Organization Design_BUS300...
2020 2nd semester



to do

One Test submission after the grade turn-it deadline
OTA test subjects
20 points • June 24 at 11:59 PM

One Grade 1 week assignment (self-introduction)
Test Subject_Online Lecture Presentation
5 Points • Aug 9 at 11:59pm

2 Sexual turn-it
Test Subject_Online Lecture Presentation
10 points • Sep 11, 11:59 pm

One Sexual discussion
Yoonji Moon
1 point • Sep 20 11:59 PM

One Grade description quiz
OTA test subjects
1 point • September 30, 10:00 am

Overall Market Segmentation
China Marketing_BUS3033_f1
(Kim Yongjun)
1 point • Oct 25, 11:59pm